



**THE KENNEL CLUB
DOG HEALTH**

Pointer

Pedigree Breed Health Survey

Forms were received representing 241 living dogs & 50 deceased dogs.

Mortality results

A total of 50 deaths were reported, representing 0.89% of all deaths reported in the Pedigree Breed Health survey. The median longevity for the Pointer was 11 years (Figure 1). Table 1 shows the causes of death for the breed. Age at death is presented for the most common causes in Figure 2.

Table 1 The twenty most common causes of death/reasons for euthanasia (N = 50 deceased dogs).

Cause of death	Number of cases	Proportion (%)
Old Age	8	16.00
Cancer - unspecified	4	8.00
Cardiac heart Failure	4	8.00
Old Age combinations	4	8.00
Bone tumour	3	6.00
Brain tumour	3	6.00
Epilepsy	3	6.00
Kidney Failure	3	6.00
Liver Failure	2	4.00
Adverse reaction to drugs	1	2.00
Arthritis	1	2.00
Cardiac Tumour	1	2.00
Cushing's Disease	1	2.00
Hepatic liver tumour	1	2.00
Herniated vertebrae	1	2.00
Immune mediated Haemolytic anaemia	1	2.00
Kidney tumour	1	2.00
Lung tumour	1	2.00
Mammary tumour	1	2.00
Meningitis	1	2.00

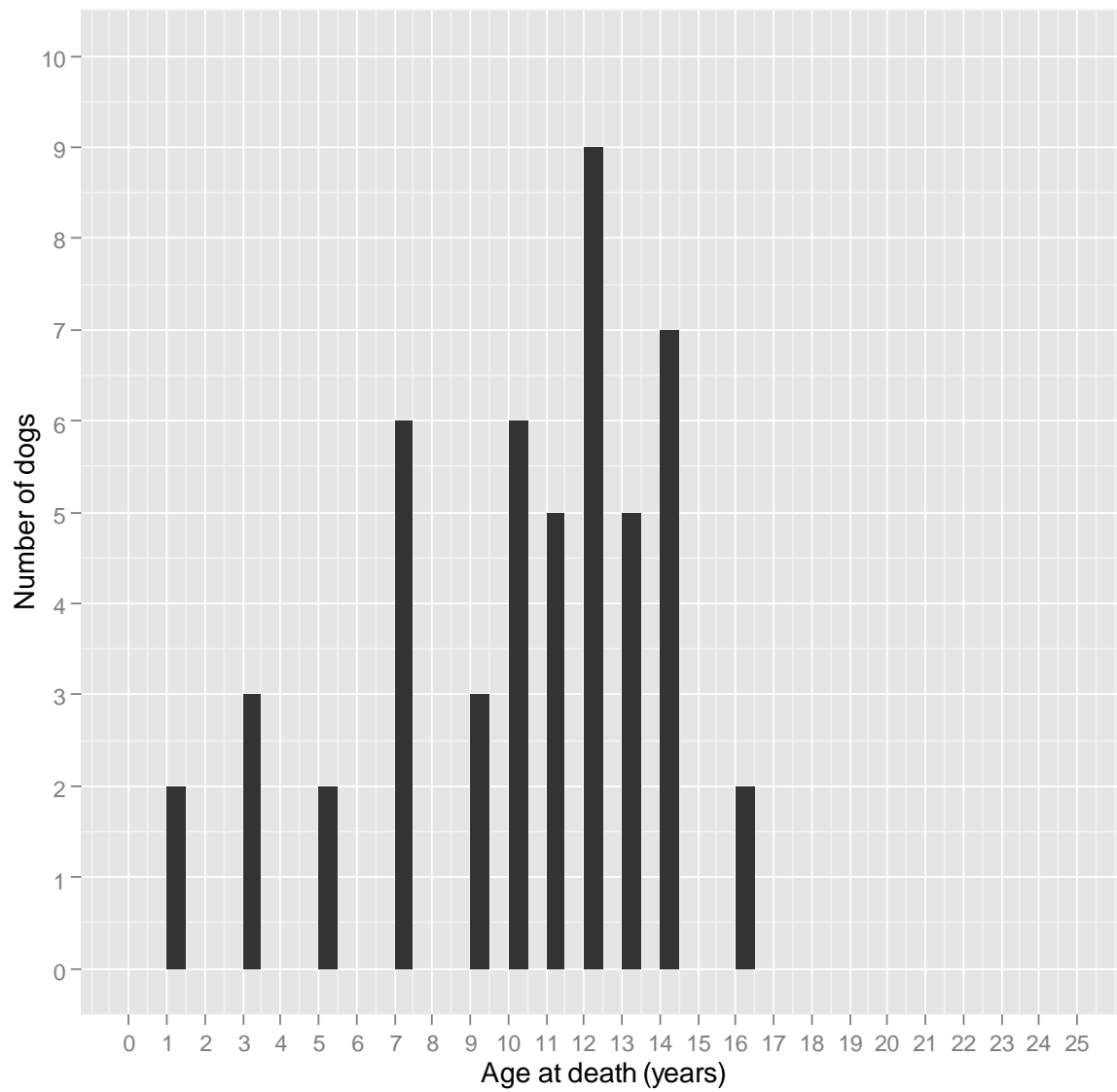


Figure 1: Histogram of the longevity for 50 reported deaths: overall median age at death was 11 years (minimum= 1 years, maximum= 16 years); mean age at death was 10.16 years

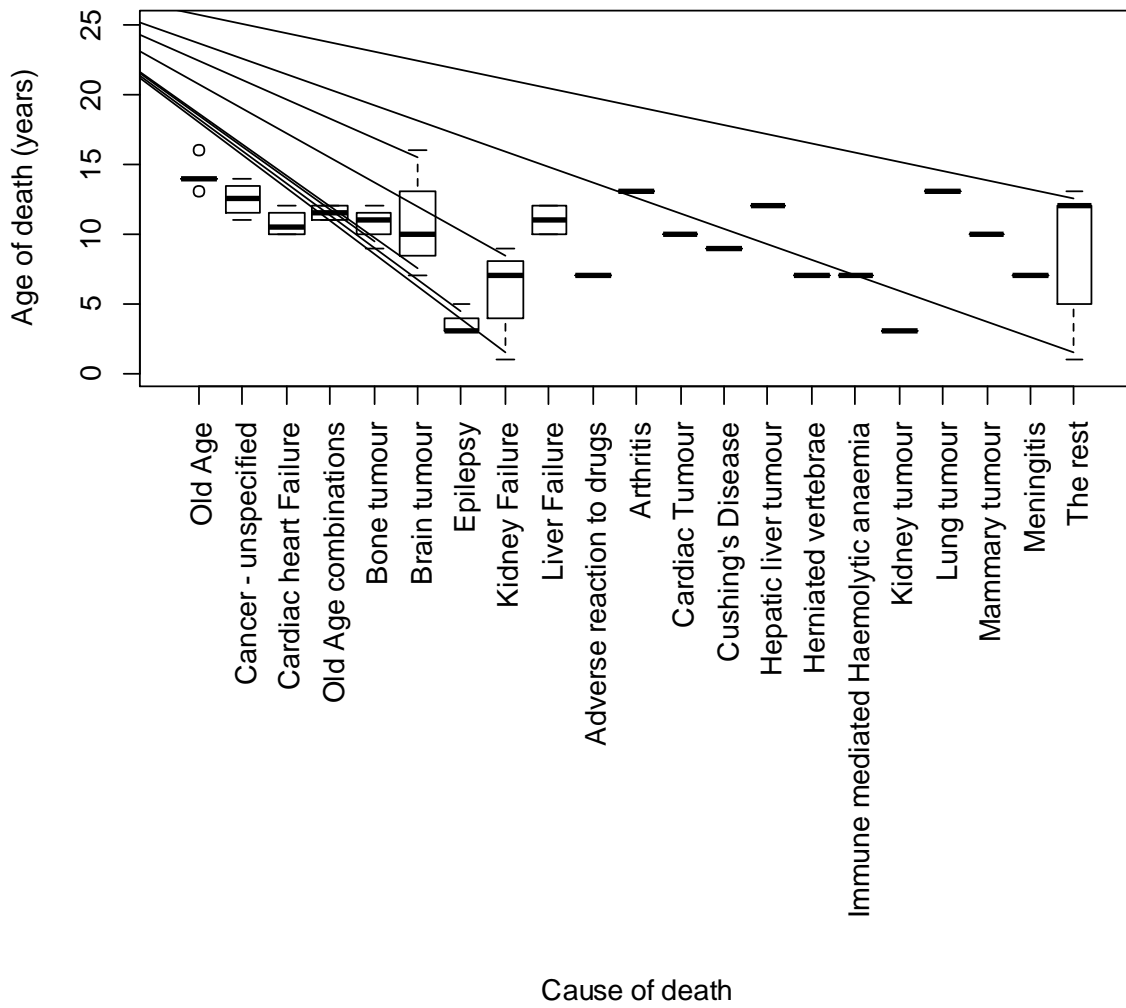


Figure 2: Box and whisker plot of age at death in years for the twenty most common causes of death (N=50). The solid line within each box represents the median age of death from the condition. The box represents 50% of the dogs and the whiskers represent 95% of the dogs for each condition. The circles (o) represent possible outliers

Morbidity results

The 241 live Pointers represented 0.57% of total dogs in the survey. The median age of live dogs for the breed was 4 years (Table 2). Of the 241 Pointers which the survey covers, 161 had reported no conditions and 80 reported affected by at least one condition (min = 1 condition(s), max = 7 conditions), giving a total of 143 incidents of conditions.

The gender, neuter status and age of neutering summary statistics for Pointers are shown in Table 3. There were 205 dogs with responses for Body Condition displayed in Table 4.

The median age the dogs were first affected by a condition was 4 years (min = 0 years, max= 13 years, Figure 3). The ages for the most common conditions is displayed in Figure 4. Table 5 shows the frequency of occurrence of all reported disease conditions for the Pointer.

Table 2: The summary statistics for the dogs' current age when survey was completed

Number of Dogs	Mean age (years)	Median age (years)	Min age (years)	Max age (years)
241	4.97	4	0	23

Table 3: Gender, neuter status and age summary statistics for dogs where gender and neuter status was reported

Sex	Neuter status	Age known	Count	Mean age neutered (years)	Median age neutered (years)	Min age neutered (years)	Max age neutered (years)
Female	Neutered	Yes	93	2.18	1	0	11
Female	Neutered	No	2	NA	NA	NA	NA
Female	Not neutered	No	29	NA	NA	NA	NA
Female	Unknown	No	2	NA	NA	NA	NA
Male	Neutered	Yes	59	1.58	1	0	10
Male	Neutered	No	1	NA	NA	NA	NA
Male	Not neutered	No	52	NA	NA	NA	NA
Male	Unknown	No	3	NA	NA	NA	NA

Table 4: The body condition comment and the age of the dog when this comment was made

Body condition	Count	Mean age (years)	Median age (years)	Min age (years)	Max age (years)
No comment was made by vet	5	5.80	6	2	13
Normal	183	3.80	4	0	13
Somewhat overweight	7	5.86	6	0	12
Somewhat underweight	9	1.78	2	0	5
Very underweight	1	10.00	10	10	10

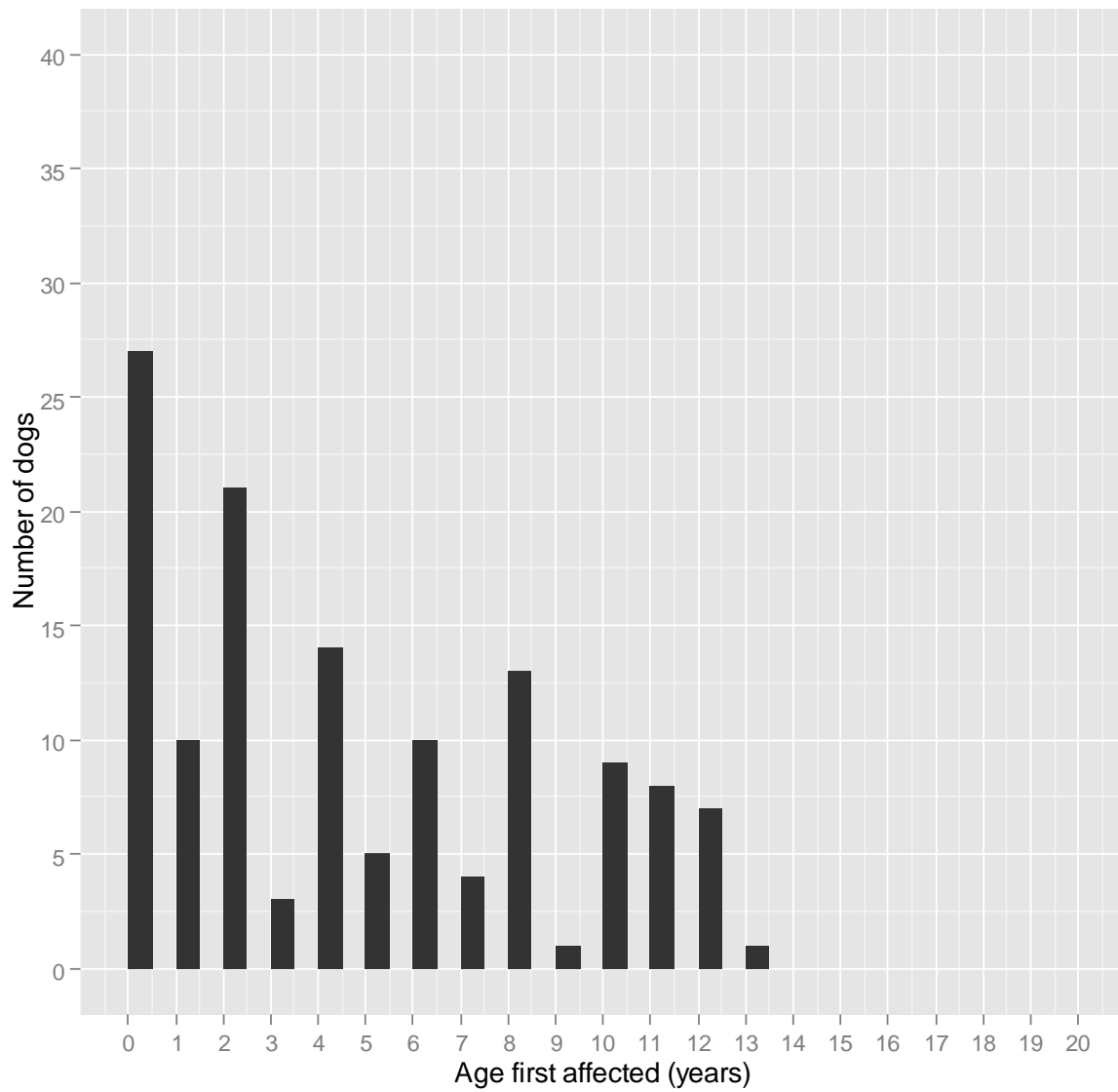


Figure 3: Histogram showing frequency of known age at diagnosis for the disease conditions reported

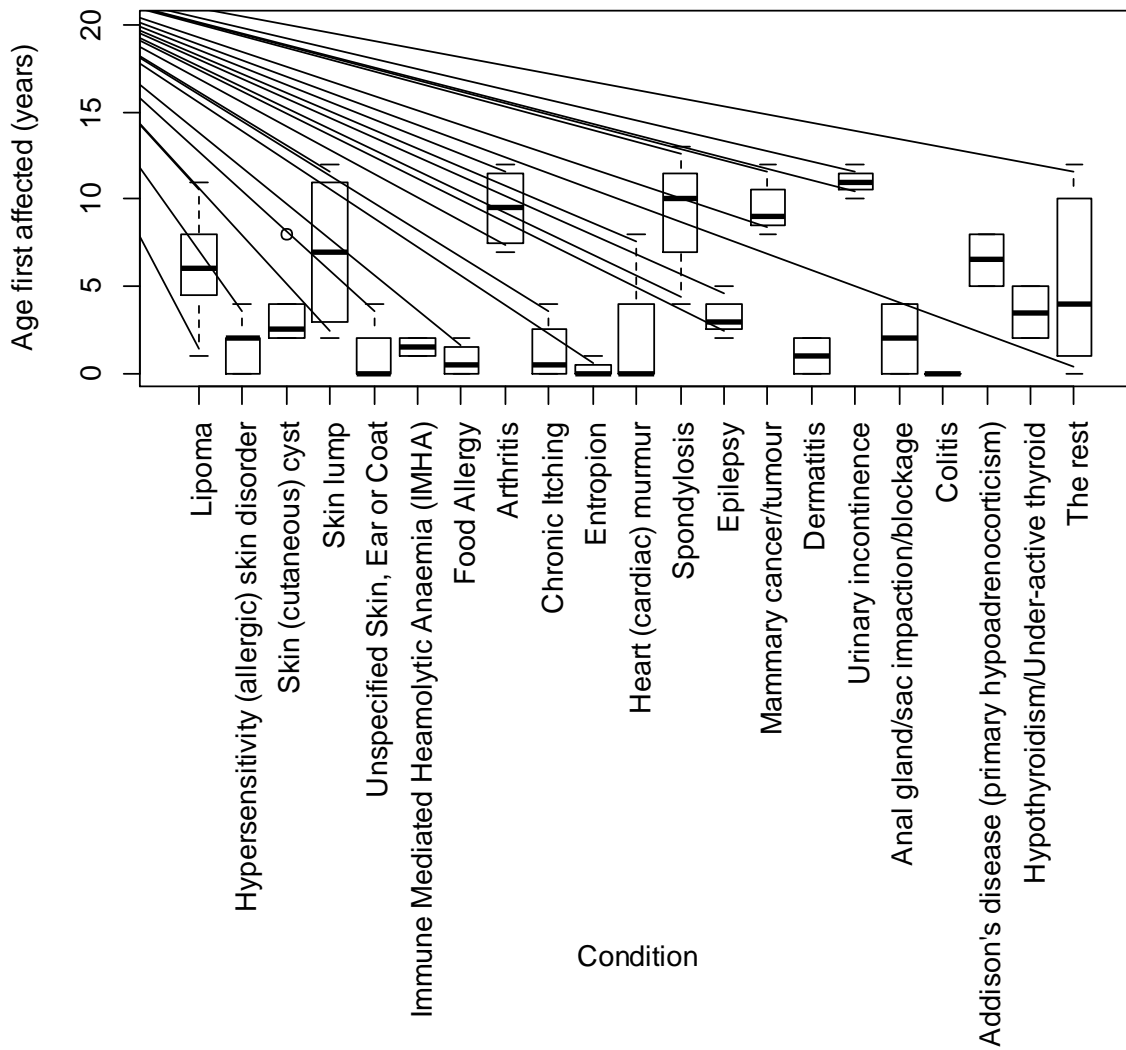


Figure 4: Box and whisker plot of age at diagnosis in years for the most common disease conditions in descending order. The solid line within each box represents the median age at diagnosis from the condition. The box represents 50% of the dogs and the whiskers represent 95% of the dogs for each condition. The circles (o) represent possible outliers

Table 5: The most commonly reported disease conditions in descending order for the breed (N = 245 live dogs)

Condition	Number of cases of disease	Proportion (%)	Prevalence (%)
Lipoma	20	13.99	8.30
Hypersensitivity (allergic) skin disorder	9	6.29	3.73
Skin (cutaneous) cyst	6	4.20	2.49
Skin lump	6	4.20	2.49
Food Allergy	5	3.50	2.07
Unspecified Skin, Ear or Coat	5	3.50	2.07
Arthritis	4	2.80	1.66
Chronic Itching	4	2.80	1.66
Immune Mediated Hemolytic Anaemia (IMHA)	4	2.80	1.66
Dermatitis	3	2.10	1.24
Entropion	3	2.10	1.24
Epilepsy	3	2.10	1.24
Heart (cardiac) murmur	3	2.10	1.24
Mammary cancer/tumour	3	2.10	1.24
Spondylosis	3	2.10	1.24
Urinary incontinence	3	2.10	1.24
Addison's disease (primary hypoadrenocorticism)	2	1.40	0.83
Anal gland/sac impaction/blockage	2	1.40	0.83
Colitis	2	1.40	0.83
Hypothyroidism/Under-active thyroid	2	1.40	0.83

Proportion of morbidity as %= N/143 disease conditions, prevalence %= N/241 live dogs

Summary

From the dogs surveyed, most Pointers were not affected by a disease condition (66.80%). The most commonly reported disease condition in live dogs was Lipoma. The most commonly reported cause of death was old age.