

Report from the Kennel Club/
British Small Animal Veterinary Association
Scientific Committee

Summary results of the
Purebred Dog Health Survey
for Pointers

Warning: The results of this survey and particularly the breed-specific analyses should be interpreted with caution. The overall response rate was only 24% with breed-specific response rates from 4.5% to 64.7%.

Pointers

A total of 386 forms were sent out and 93 were returned, representing 335 live dogs. This breed had a 24.1% response rate (93/386) and it represented 0.68% of all returns (93/13,741).

Mortality data

A total of 145 deaths were reported and this represents 0.91% of all deaths reported in the survey (145/15,881). The median age at death for Pointers was 12 years and 5 months (min = 6 months, max = 16 years and 5 months) and this was higher than the overall median of 11 years and 3 months (Figure 1). Table 1 shows the causes of death for Pointers. Age at death is presented for the most common causes of death (Figure 2).

Table 1. Causes of death by organ system/category for Pointers.

Cause of death	N	%	Most common specific causes in descending order
1 Old age	35	24.1	Old age
2 Cancer	30	20.7	Type unspecified (bone, lung)
3 Combinations	11	7.6	
4 Neurologic	10	6.9	Seizures; Wobbler's syndrome
5 Other	10	6.9	Uncodeable
6 Urologic	7	4.8	Kidney failure (chronic > acute); incontinence
7 Cardiac	6	4.1	Heart attack; failure; murmur (unspecified)
8 Unknown	6	4.1	
9 Endocrine	5	3.4	Addisons disease; Cushings disease; diabetes mellitus
10 Cerebral vascular	4	2.8	Stroke or cerebral vascular accident
11 Musculoskeletal	4	2.8	Arthritis
12 Respiratory	4	2.8	Respiratory disease unspecified; pneumonia; failure
13 Gastrointestinal	3	2.1	Gastric dilatation/volvulus (GDV); colitis
14 Trauma	3	2.1	Unspecified; road traffic accident
15 Behaviour	2	1.4	Aggression
16 Poisoning	2	1.4	
17 Immune mediated	1	0.7	Unspecified
18 Perioperative	1	0.7	
19 Senility	1	0.7	
Total	145	100.0	

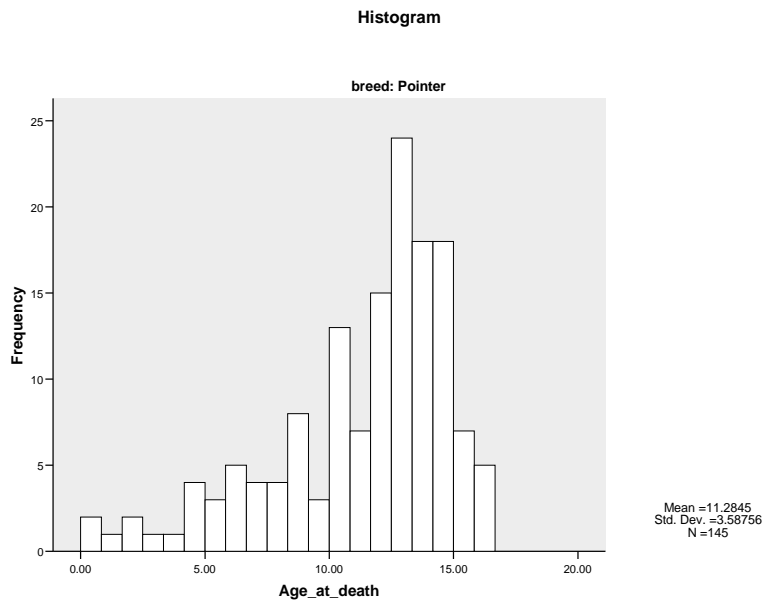


Figure 1. Histogram showing the frequency (as number of dogs) of age at death (in years) for the 145 Pointer deaths with age at death reported.

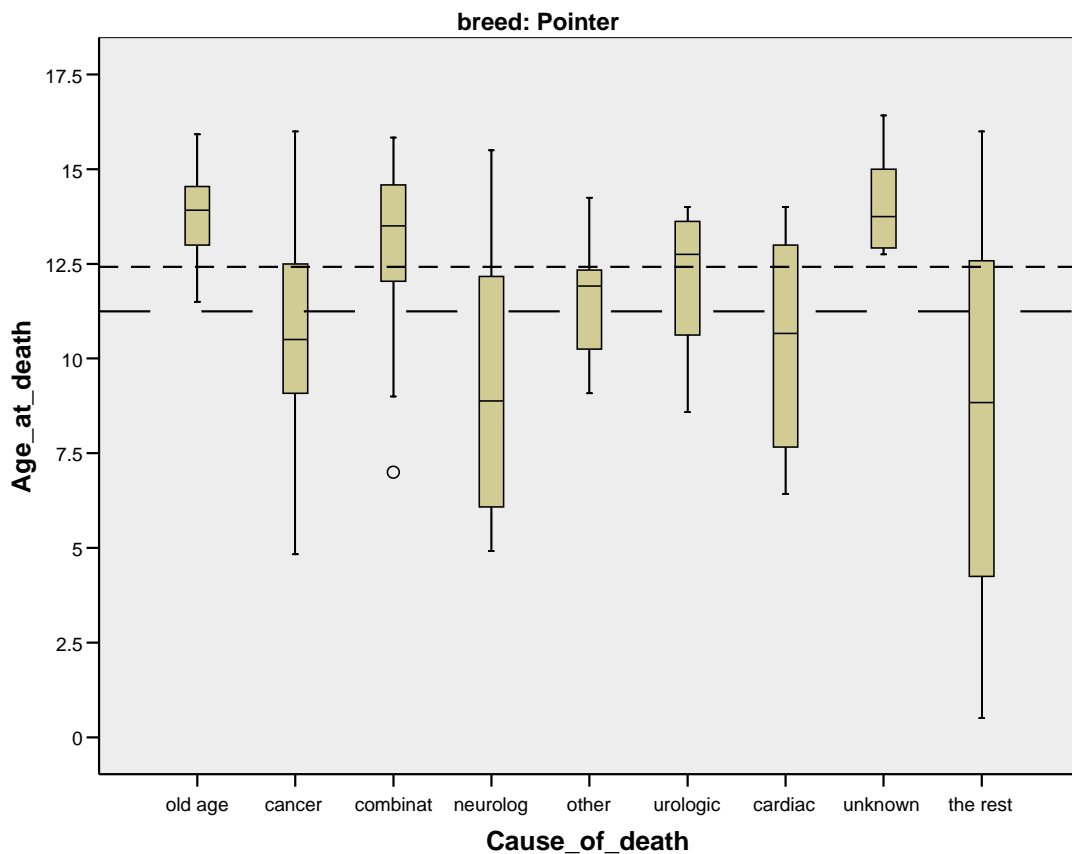


Figure 2. Box and whisker plot of age at death in years for the most common causes of death in Pointers (N=145). The dashed line (---) is the overall median age at death for all dogs in the survey and the dotted line (----) is the overall median age of death for Pointers. The solid line within each grey box represents the median age at death from the condition.

Morbidity data

The median current age of the 334 live dogs with a reported age was 5 years (min=2 months, max=15 years, Figure 3). Health information was reported for 335 live dogs of which 214 (64%) were healthy and 121 (36%) had at least one reported health condition, resulting in a total of 187 reported conditions with a median of 1 condition/dog (min=1, max=7).

The median current age of all healthy dogs with a reported age (N=214) was 3 years and 11 months (min=2 months, max=15 years). The distribution of gender and neuter status is shown in Table 2.

The median current age of all dogs with one or more disease conditions and a reported age (N=111) was 6 years and 12 months (min=6 months, max=14 years and 4 months). The median age at diagnosis for all disease occurrences with a reported age at diagnosis (N=173) was 2 years and 9 months (min= 2 months, max= 13 years and 5 months, Figure 4). Table 3 shows the disease conditions for Pointers. Age at diagnosis is presented for the most common disease conditions (Figure 5).

Table 2. Distribution of gender and neuter status for 334 Pointers with reported gender and neuter status.

Gender	Neuter status		Totals
	Intact	Neutered	
Female	134	65	199 (60%)
Male	111	24	135 (40%)
Totals	245 (73%)	89 (27%)	334 (100%)

Significantly more females were neutered (P=0.0025).

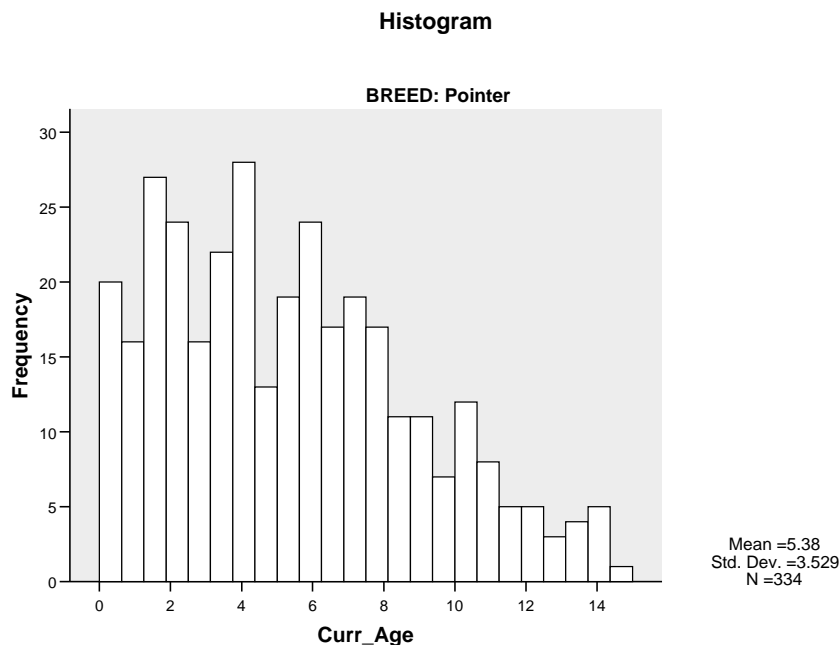


Figure 3. Histogram showing frequency of current age in years for the 334 live Pointers with age reported.

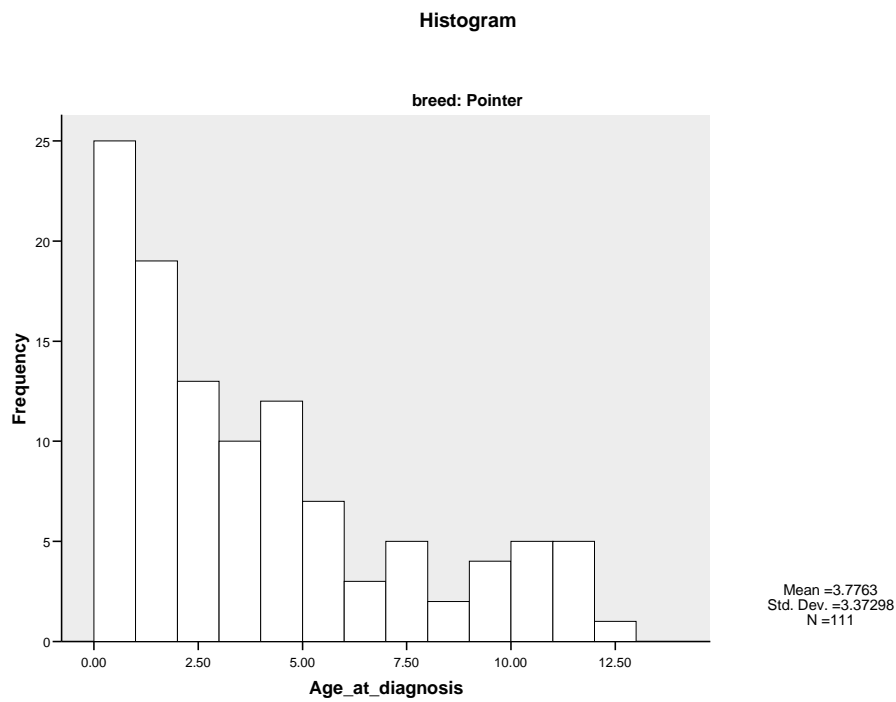


Figure 4. Histogram showing frequency of age at diagnosis for the 111 Pointers with one or more disease conditions, using the youngest age at which a disease condition was first reported for those dogs with more than one disease condition or episode.

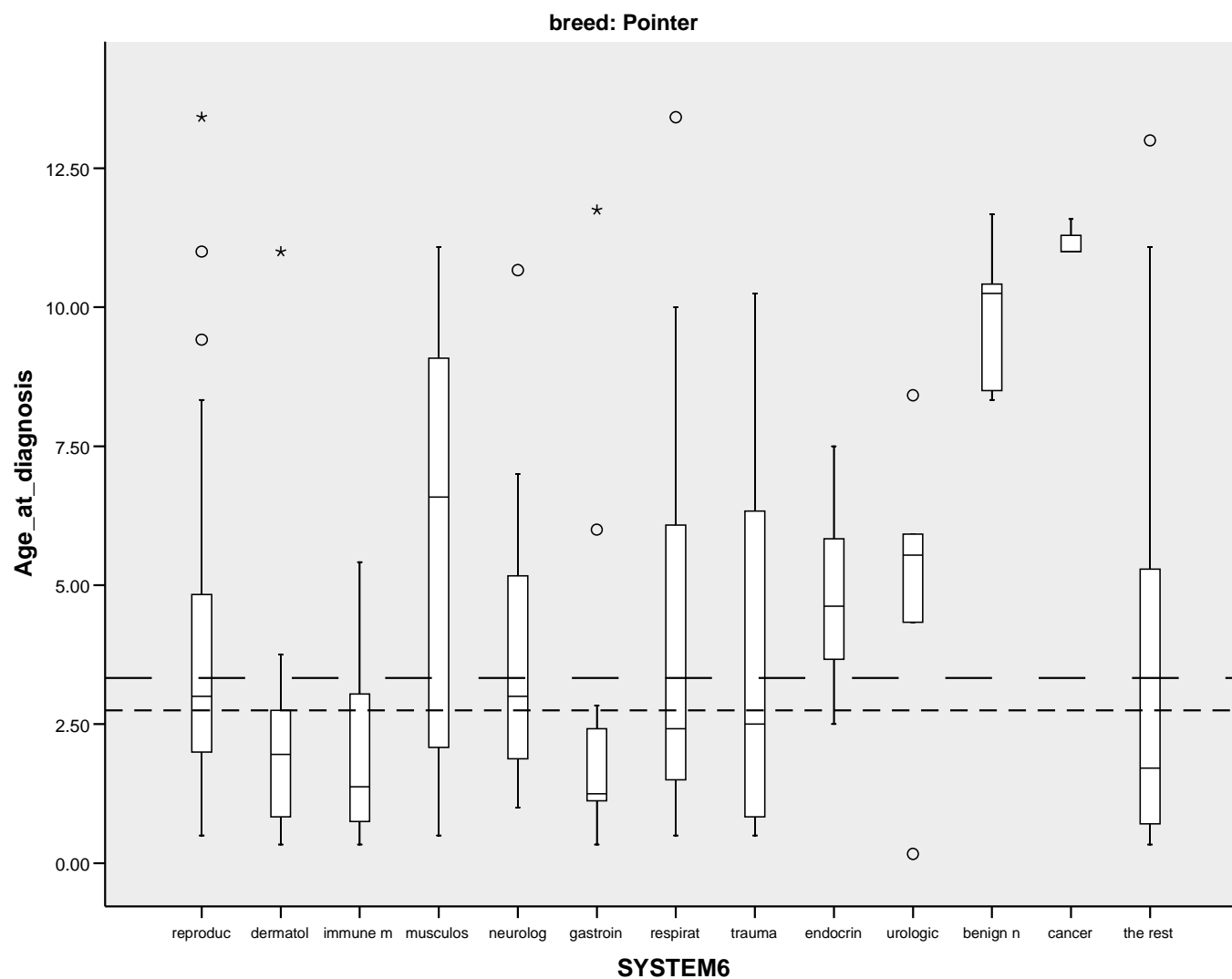


Figure 5. Box and whisker plot of age at diagnosis in years for the most common disease conditions in descending order for Pointers (N=111 dogs with 173 conditions with age reported). The dashed line (---) is the overall median age at diagnosis for all dogs in the survey and the dotted line (----) is the overall median age at diagnosis for Pointers. The solid line within each grey box represents the median age at diagnosis from the condition.

Table 3. Disease conditions by organ system/category for Pointers.

Disease condition	All conditions		Most common specific conditions in descending order
	N	%	
1 Reproductive	39	20.9	Dystochia (uterine inertia>physical blockage); false pregnancy; pyometra; infertility
2 Dermatologic	17	9.1	Alopecia; recurrent pyoderma; dermatitis; mites (demodex=sarcoptes)
3 Immune mediated	16	8.6	Allergy other (unspecified); atopy; food allergy; gluten-sensitive enteropathy
4 Musculoskeletal	16	8.6	Arthritis; CLR; fracture; ligament injury; rheumatoid arthritis; stiff joints; prognathism
5 Neurologic	12	6.4	Seizures; IVDD (lumbosacral); spondylopathy
6 Gastrointestinal	11	5.9	Colitis; diarrhoea; IBD; foreign body abscess; pancreatitis; vomiting; weight loss
7 Ocular	11	5.9	Conjunctivitis; blocked tear duct; KCS; ectropion; entropion; red eye; corneal ulcer
8 Respiratory	11	5.9	Kennel cough; coughing; pneumonia
9 Unknown	10	5.3	Undiagnosed illness
10 Trauma	9	4.8	Skin>hindlimb>head or jaw; liver; spine
11 Dental	6	3.2	Retained puppy teeth; defect other than extra teeth; dental disease
12 Endocrine	6	3.2	Addisons disease; hypothyroidism
13 Urologic	6	3.2	Cystitis; cystouroliths (unspecified)
14 Benign neoplasia	5	2.7	Lipoma
15 Cancer	4	2.1	Unspecified (anal gland; hip; unspecified)
16 Cardiac	3	1.6	Heart murmur (unspecified); aortic stenosis
17 Aural	2	1.1	Otitis externa; ear mites
18 Uncode and other	2	1.1	Lyme disease; abscess in throat region
19 Anal gland	1	0.5	Anal sacculitis
Total	187	100.0	